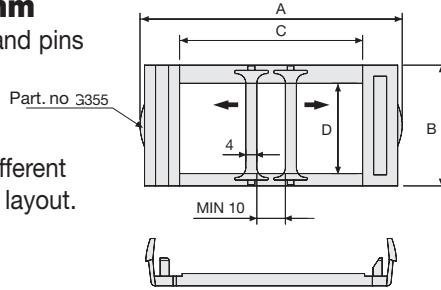


# Serie Robot

## SR500 Circular Nylon Cable Chains

### Inner height (D) 30 mm

Construction by single links and pins in anti-friction material.  
Cover removable from inner radius.  
Movable separators insure different possibilities for varying cable layout.



### Separator

- Unassembled Part. no S500
- Assembled Part. no S500MC

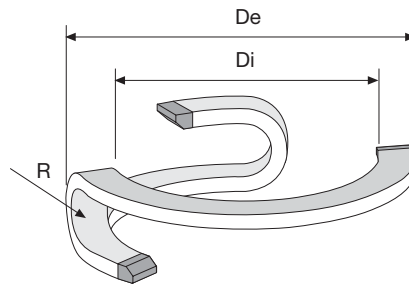
### Technical characteristics

Speed	180°/s
Acceleration	180°/s <sup>2</sup>

3

For higher requirements please consult our technical dept.

A	B	C	D	R	Weight/pitch	Chain
mm	mm	mm	mm	mm	kg	Part Number
93	43	65	30	100	0,135	SR5001
93	43	65	30	150	0,135	SR5002



R	Di	De
mm	mm	mm
100	630	830
150	630	830

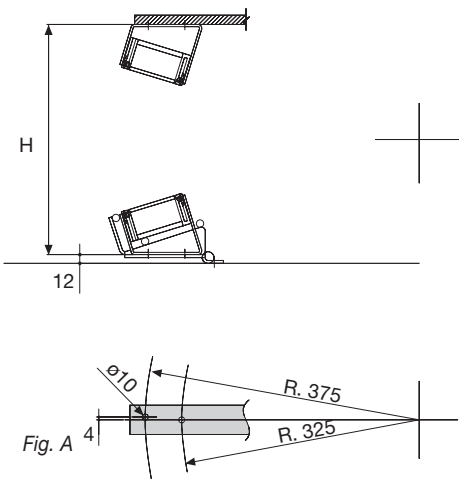
### Length of Chain

Chain Part Numbers	Degrees of Rotation	No of Pitches
SR5001	90	12
SR5001	180	16
SR5001	270	20
SR5001	360	24
SR5002	90	14
SR5002	180	18
SR5002	270	23
SR5002	360	27



### Steel End Brackets

The end brackets set, containing two steel plates screwed to the links, allows the two ends of the chain to be attached to the equipment. The end brackets are installed in one position offering the possibility of attaching the chain externally. (Fig. A)



Chain	H
	mm
SR5001	315
SR5002	390

### Steel End Brackets Part Numbers

#### Complete Set Assembled

Chain Type	End Brackets Set
SR500	A500KM

#### Complete Set Unassembled

SR500	A500K
-------	-------

### Support Guide

For correct functioning of the chain it is necessary that the installation is done in a specific position.

For this reason Brevetti Stendalto has observed and created a support guide which can do this. (Fig. B)

For particular applications it is possible to create support guides with attachment plates and special dimensions.

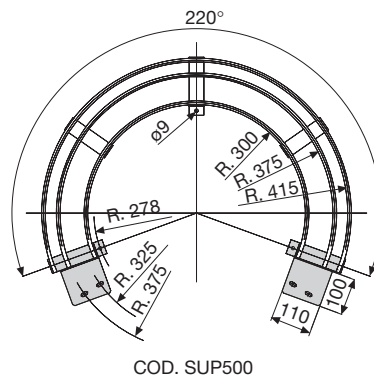


Fig. B

For applications with rotations exceeding 200° it is necessary to use the appropriate accessories for supporting the cable chain. (see page 28).