

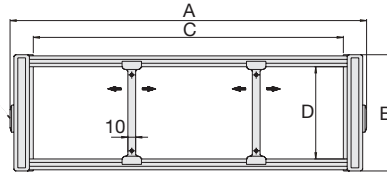
Serie Heavy

SR310T Nylon Cable Chain with Aluminium Draw Plates

Inner height (D) 112 mm

Construction with sidebands male/female joining system with triple nylon pin. Standard chain is equipped with aluminium draw plate every pitch Inner width (C) can be supplied with special dimension.

Part.no B310
Part.no PG308



Separator

- Unassembled Part. no S310TC
- Assembled Part. no S310TMC

Technical characteristics when self-supported

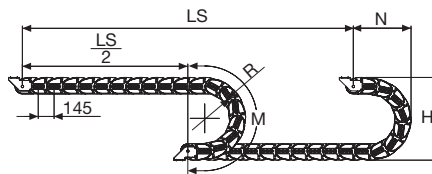
Speed	4 m/s
Acceleration	20 m/s ²

For higher requirements please consult our technical dept.

A	B	C	D	R	Weight/m	Chain
mm	mm	mm	mm	mm	kg	Part Number
260	150	200	112	200-300-350-400-500-600	7,15	SR310T200□□□*
360	150	300	112	200-300-350-400-500-600	7,60	SR310T300□□□*
460	150	400	112	200-300-350-400-500-600	8,05	SR310T400□□□*
560	150	500	112	200-300-350-400-500-600	8,50	SR310T500□□□*
660	150	600	112	200-300-350-400-500-600	9,00	SR310T600□□□*
C+60	150	112	200-300-350-400-500-600		SR310T □□□ □□□**

*Complete the code by inserting the value of the radius (R): Ex. SR310T200 □□□□

**Complete the code by inserting the value of the quote C and the radius (R): Ex. SR310T □□□□□□□□



R	H	N	M
mm	mm	mm	mm
200	550	420	920
300	750	525	1235
400	950	625	1550
500	1150	720	1860
600	1350	820	2175

Length of chain (L)

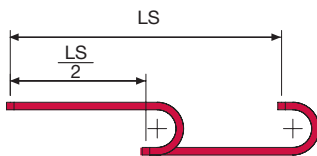
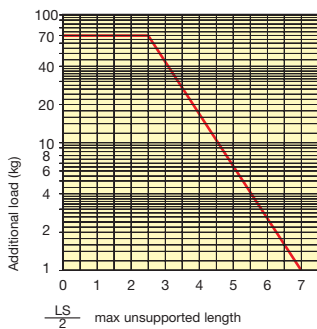
Half travel distance ($\frac{LS}{2}$)
plus length of curve (M)

$$L = \frac{LS}{2} + M$$



Self-Supporting Capacity Diagram

The maximum length of the self-supporting capacity ($\frac{LS}{2}$) in relationship to the weight of the cables and hoses contained per linear metre.



For applications with $\frac{LS}{2}$ and weights not included in the area of the diagram showing self-supporting capacity, verify the possible use of support rollers (see page 30).

Bright Zinc Plated Steel End Brackets*

The end brackets set allows the two ends of the chain to be attached to the equipment.

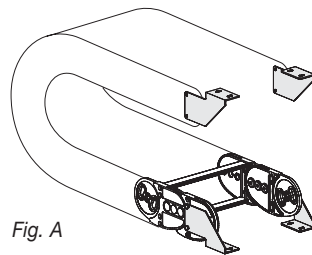
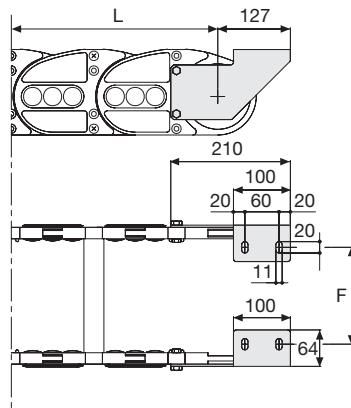


Fig. A
Chain fixed outside the radius.
See end brackets mounting variations: page 31.



Chain	F
	mm
SR310T200	180
SR310T300	280
SR310T400	380
SR310T500	480
SR310T600	580
Special dimension F=A-80	

Bright Zinc Plated Steel End Brackets Part Numbers

Complete Set Assembled	
Chain Type	End Brackets Set
SR310T...	A310KM □ **

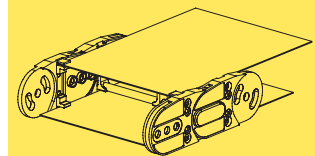
Complete Set Unassembled	
Chain Type	End Brackets Set
SR310T...	A310K □ **

*Available on request in stainless steel
** 1=pos. 1; 2=pos.2; 3=pos.3
See end brackets mounting variations page 31.

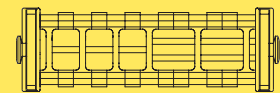
Serie Heavy

SR310T

Nylon Cable Chain with Aluminium Draw Plates



Steel laminar cover.



Supplementary movable separators.

For further information please consult Brevetti Stendalto's Technical Office